

ALKON VISIPRO RACK PROTECTOR

Design Philosophy

VISIPRO Upright Protector design cues have been drawn from the requirements of FEM 10.2.02 regarding impact loads and protection for pallet racking.

FEM 10.2.02 draws the distinction between protection for uprights at the end of racks between cross aisles and gangway intersections which require protection from any direction, compared with intermediate uprights that require protection in a direction normal to the aisle.


We recommend using an independent steel guard for end of racks and the VISIPRO High Visibility Upright Protector for intermediate uprights.

FEM 10.2.02 is very specific about designing intermediate protectors for forces normal to the aisle, to ensure that the protectors do not reduce the clear entry of the bay.

High
Visibility
Pallet
Rack
Upright
Protector



Double-stacked Protectors for even greater visibility and protection



Protectors easily modified on site to fit around bottom beams



Use an independent steel guard for ends of racks and intersecting gangways



VISIPRO does not protrude into the safe working clearances of the storage bay.

ART NO.	DESCRIPTION	COLOURS	STD. PACK
AVA	VISIPRO Rack Upright Protector For Rack Uprights from 70mm To 83mm width	Yellow	24
AVB	VISIPRO Rack Upright Protector For Rack Uprights from 79mm To 92mm width	Yellow	21
AVC	VISIPRO Rack Upright Protector For Rack Uprights from 93mm To 106mm width	Yellow	18
AVD	VISIPRO Rack Upright Protector For Rack Uprights from 104mm To 117mm width	Yellow	18
AVE	VISIPRO Rack Upright Protector For Rack Uprights from 116mm To 127mm width	Yellow	15
AVF	VISIPRO Rack Upright Protector For Rack Uprights from 129mm To 142mm width	Yellow	12









VISIPRO VELCRO STRAP



ART NO.: AVR 800 COLOURS : BLACK SIZE : 800mm Length X 17mm Width STD. PACK : 50
Suitable For : AVA, AVB

ART NO.: AVR 1000 COLOURS : BLACK SIZE : 1000mm Length X 17mm Width STD. PACK : 50
Suitable For : AVC, AVD, AVE, AVF

VISIPRO CLIPS

ART NO.	 AVS 32	 AVS 38	 AVS 46	 AVW 47	 AVW 53	 AVW 60	 AVW 66	 AVW 71
Description	VISIPRO CLIP 32mm Center	VISIPRO CLIP 38mm Center	VISIPRO CLIP 46mm Center	VISIPRO CLIP 47mm Center	VISIPRO CLIP 53mm Center	VISIPRO CLIP 60mm Center	VISIPRO CLIP 66mm Center	VISIPRO CLIP 71mm Center
Colours	RED	BLUE	BLACK	RED	BLUE	BLACK	GREEN	ORANGE
Std. Pack	50	50	50	50	50	50	50	50
For Visipro ART NO.	AVA / AVB	AVA / AVB	AVB / AVB	AVC /AVD	AVC /AVD	AVC /AVD	AVC /AVD	AVC /AVD

VISIPRO RACK PROTECTOR

Features

- Tough, impact resistant, rounded outer shell.
- Golden yellow colour.
- Resilient inner shock absorbing pad.
- Unique fast snap clips.
- Flexible and strong.
- Easily removable.
- 500mm high standard height.
- Can be double stacked for 1,000mm high protection.
- Flexible side wings.
- Side wings can be cut out on site.
- No requirement to fix to floor.
- Outer shell and absorbing pad stable down to -30°C.
- Alternative fixing method using velcro straps.
- Tested to FEM 10.2.02 for impact normal to aisle.
- Six widths of protector (Type A, B, C, D, E & F)
- Worldwide patents pending.
- Inexpensive.
- Slim-line design.

Benefits

- Deflects impact away from upright.
- High visibility promotes safer operating areas.
- Spreads and absorbs impact load.
- Fast and simple snap on installation.
- Sizes to fit most major pallet racking systems.
- Quick and easy visual rack inspection.
- Protection where you need it most.
- Even greater visibility and upright protection.
- To protect side of upright.
- Modify to fit around bottom beam applications.
- Easy and inexpensive to install. Reduces floor damage.
- Can be used safely and effectively in a cold store.
- Use where the snap clip may not be the ideal fixing.
- Known impact load absorption capability.
- Protector sizes to suit all rack types.
- Your guarantee of innovation.
- Affordable protection for the racking asset.
- Does not protrude into the safe working clearances of the storage bay.

Installing VISIPRO to upright



1. Check that clip prong centres match with upright hole centres. Use optional velcro straps if required.



2. Fit clips to protector and present protector to face of upright. With most uprights, use two clips, one at the bottom and one at the top. When protector is in position with clips in upright, push down to engage clips in holes.








3. To remove, lift protector up around 10mm so clips disengage from holes and pull protector off rack. This will allow easy inspection of rack if it is subjected to impact.



4. The protector can also be fitted to uprights using optional Velcro straps.

DESIGN REGISTRATION NO. 235224

WORLDWIDE PATENT PENDING

ART NO.	 AVX 77	 AVX 82	 AVZ 85	 AVZ 91	 AVZ 96
Description	VISIPRO CLIP 77mm Center	VISIPRO CLIP 82mm Center	VISIPRO CLIP 85mm Center	VISIPRO CLIP 91mm Center	VISIPRO CLIP 96mm Center
Colours	RED	BLUE	RED	BLUE	BLACK
Std. Pack	50	50	50	50	50
For Visipro ART NO.	AVE	AVE	AVF	AVF	AVF